

Instructions for Adding a File Resource to a Page

Young Learners English: Teens 4

Home > Courses > Courses for Students > Country Courses > Morocco Country Office > Rabat Center > Young Learners English > RYLET4 > Course Syllabus

- Homepage
- Communications
- Administration
- Learning Resources
- Assignments
- Quizzes and Tests
- Course Syllabus

Your course syllabus is listed below. Click on the one for your class and it will display in a separate window. You should use this syllabus to know which lessons you will be studying. Your teacher will let you know if there are any changes during the session.













← Quizzes and Tests

Calendar

January 2020

| Mon | Tue | Wed | Thu | Fri | Sat | Sun |
|-----|-----|-----|-----|-----|-----|-----|
| | | 1 | 2 | 3 | 4 | 5 |
| 6 | 7 | 8 | 9 | 10 | 11 | 12 |
| 13 | 14 | 15 | 16 | 17 | 18 | 19 |
| 20 | 21 | 22 | 23 | 24 | 25 | 26 |
| 27 | 28 | 29 | 30 | 31 | | |

-   Hide global events
-   Hide category events
-   Hide course events
-   Hide group events
-   Hide user events

Message My Teacher

Young Learners English: Teens 4

Your course syllabus is listed below. Click on the one for your class and it will display in a separate window. You should use this syllabus to know which lessons you will be studying. Your teacher will let you know if there are any changes during the session.



Edit

2) Click "Add a Resource" and then "File".



- Add a resource...
- Book
- File**
- Folder
- IMS content package
- Label
- Page
- RecordingsBN
- URL

Add an activity...

Quizzes and Tests

Tabs edition utilities

Calendar

January 2020

| Mon | Tue | Wed | Thu | Fri | Sat | Sun |
|-----|-----|-----|-----|-----|-----|-----|
| | | 1 | 2 | 3 | 4 | 5 |
| 6 | 7 | 8 | 9 | 10 | 11 | 12 |
| 13 | 14 | 15 | 16 | 17 | 18 | 19 |
| 20 | 21 | 22 | 23 | 24 | 25 | 26 |
| 27 | 28 | 29 | 30 | 31 | | |

- Hide global events
- Hide category events
- Hide course events
- Hide group events
- Hide user events

Message My Teacher

Editing File (2) LinkedIn (99+) BigBlueButton-dev - Google + amideastonline.org/course/modedit.php?add=resource&type=&course=316&s... My Favorites My Special Places Other Bookmarks My Images and Pho... My Web Stuff Amideastonline My Courses Home Admin User

3) Type a name for the file.

Adding a new File to Course System

General

Name

Description

Paragraph B I U [List icons] [Link icon] [Image icon] [Smiley icon] [Video icon] [Audio icon] [PDF icon]

Path: p

4) Drag and drop the file here.

Select files

Maximum size for new files: Unlimited

Files

You can drag and drop files here to add them.

Select files

Maximum size for new files: Unlimited

5) Scroll down and click on Activity completion and select "Do not indicate activity as completed".

- Appearance
- Common module settings
- Restrict access
- Activity completion

6) Click "Save"

Completion tracking Students can manually mark the activity as completed
 Do not indicate activity completion
 Students can manually mark the activity as completed
 Show activity as complete when conditions are met

Require view

Expect completed on 16 January 2020 08 Enable

Tags

Save and return to course Save and display Cancel